

FRAMING HARDWARE / MATÉRIEL ENCADRANT

ITEM # DESCRIPTION SIZE PACK QTY UNIT

JOIST HANGERS/ ÉTRIERS POUR POUTRE					
209	Standard Joist Hanger - 22G Galv.	2 x 4	200		C
210	Standard Joist Hanger - 22G Galv.	2 x 6	200		C
212	Standard Joist Hanger - 22G Galv.	4 x 6	200		C
216	Standard Joist Hanger - 22G Galv.	2 x 8	150		C
218	Standard Joist Hanger - 22G Galv.	4 x 8	150		C
220	Standard Joist Hanger - 22G Galv.	2 x 10	150		C
222	Standard Joist Hanger - 22G Galv.	4 x 10	100		C
224	Standard Joist Hanger - 22G Galv.	2 x 12	100		C
226	Standard Joist Hanger - 22G Galv.	4 x 12	100		C
228	Standard Joist Hanger - 20G Galv.	6 x 8-10	50		C



CCMC APPROVAL LISTING #13287-R

JOIST HANGERS/ ÉTRIERS POUR POUTRE (G185 TRIPLE ZINC GALV.)					
450-3	Standard Joist Hanger - 18G G185	2 x 4	100		C
452-3	Standard Joist Hanger - 18G G185	2 x 6	100		C
454-3	Standard Joist Hanger - 18G G185	4 x 6	100		C
456-3	Standard Joist Hanger - 18G G185	2 x 8	75		C
458-3	Standard Joist Hanger - 18G G185	4 x 8	75		C
460-3	Standard Joist Hanger - 18G G185	2 x 10	75		C
462-3	Standard Joist Hanger - 18G G185	4 x 10	75		C
228-3	Standard Joist Hanger - 20G G185	6 x 8-10	50		C



CCMC APPROVAL LISTING #13287-R

ALL ABOVE G185 CONNECTORS ARE COMPATIBLE WITH CBA-A, CBA-B, ACQ, & SBX PRESSURE TREATED WOOD
(visit www.southgatemfg.com for more info on corrosion protection)

NAILS/ CLOUS					
670	Nails - HDG - 2kg Bag	10d x 1-1/2"	10		EA
672	Nails - HDG- 50lb Box	10d x 1-1/2"	1		EA



OTHER SIZES AVAILABLE UPON REQUEST

SKEWED JOIST HANGERS/ ÉTRIERS POUR POUTRE BIAISÉ 45°					
464	Skewed Joist Hanger 45° - 18G Galv.	2x 6 - Right	25		EA
466	Skewed Joist Hanger 45° - 18G Galv.	2x 6 - Left	25		EA
468	Skewed Joist Hanger 45° - 18G Galv.	2x10 - Right	25		EA
470	Skewed Joist Hanger 45° - 18G Galv.	2x10 - Left	25		EA



FRAMING HARDWARE continued / MATÉRIEL ENCADRANT continué

ITEM # DESCRIPTION SIZE PACK QTY UNIT

FACE MOUNT I-JOIST HANGER/ ÉTRIERS POUR POUTRE EN "I" - MONTAGE EN SURFACE					
480	Face Mount I-Joist Hanger - 18G Galv.	1-1/2"x 9-1/4" - 9-1/2"	50		EA
481	Face Mount I-Joist Hanger - 18G Galv.	(2) 1-1/2"x 9-1/4" - 9-1/2"	25		EA
482	Face Mount I-Joist Hanger - 18G Galv.	1-1/2"x11-1/4" - 11-7/8"	50		EA
483	Face Mount I-Joist Hanger - 18G Galv.	(2) 1-1/2"x11-1/4" - 11-7/8"	25		EA



TOP MOUNT I-JOIST HANGER/ ÉTRIERS POUR POUTRE EN "I" - MONTAGE EN HAUT					
484	Top Mount I-Joist Hanger - 18G Galv.	1-1/2"x 9-1/2"	50		EA
485	Top Mount I-Joist Hanger - 18G Galv.	(2) 1-1/2"x 9-1/2"	25		EA
486	Top Mount I-Joist Hanger - 18G Galv.	1-1/2"x11-7/8"	50		EA
487	Top Mount I-Joist Hanger - 18G Galv.	(2) 1-1/2"x11-7/8"	25		EA



TRUSS HANGERS/ ÉTRIERS DE FERME					
234	Truss Hanger - 16G Galv.	2 x 5	40		EA
236	Truss Hanger - 16G Galv.	4 x 5	25		EA
238	Truss Hanger - 16G Galv.	6 x 5	20		EA



FRAMING ANCHORS/ FIXATIONS DE CHARPENTE					
242	Framing Anchor - 18G Galv.	2-1/2	250		C
243	Framing Anchor - 18G Galv.	4-1/2	250		C



FRAMING ANCHORS/ FIXATIONS DE CHARPENTE (G185 TRIPLE ZINC GALV.)					
242-3	Framing Anchor -18G G185 Triple Zinc Galv.	2-1/2	250		C
243-3	Framing Anchor -18G G185 Triple Zinc Galv.	4-1/2	250		C



CCMC APPROVAL LISTING #13287-R

CCMC APPROVAL LISTING #13287-R

ABOVE ITEMS ARE COMPATIBLE WITH CBA-A, CBA-B, ACQ, & SBX PRESSURE TREATED WOOD
(visit www.southgatemfg.com for more info on corrosion protection)


FRAMING HARDWARE continued / MATÉRIEL ENCADRANT continué

ITEM # DESCRIPTION SIZE PACK QTY UNIT

HURRICANE TIES/ FIXATIONS POUR FERME DE TOIT					
244	Hurricane Tie - 18G Galv.	2 x 4	100		C
244-3	Hurricane Tie G185 - 18G Triple Zinc Galv.**	2 x 4	100		C

CCMC APPROVAL LISTING #13287-R


**COMPATIBLE WITH CBA-A, CBA-B, ACQ, & SBX PRESSURE TREATED WOOD
(visit www.southgatemfg.com for more info on corrosion protection)



RAFTER TIES/ ATTACHES DE CHEVRON					
245	Rafter Tie - 18G Galv.	4"	100		C
245-3	Rafter Tie - 18G - G185 Triple Zinc Galv.**	4"	100		C

CCMC APPROVAL LISTING #13287-R

**COMPATIBLE WITH CBA-A, CBA-B, ACQ, & SBX PRESSURE TREATED WOOD
(visit www.southgatemfg.com for more info on corrosion protection)




PLYWOOD ROOF CLIPS/ ATTACHES POUR TOIT					
200	Plywood Roof Clips 250/bag - 18G Galv.	3/8"	2500		M
202	Plywood Roof Clips 250/bag - 18G Galv.	7/16"	2500		M
208	Plywood Roof Clips 250/bag - 18G Galv.	15/32"	2500		M
204	Plywood Roof Clips 250/bag - 18G Galv.	1/2"	2500		M
206	Plywood Roof Clips 250/bag - 18G Galv.	5/8"	2500		M

WE CAN SUPPLY 100/BAG. SPECIAL ORDER, NOT A STOCK ITEM



STEP FLASHINGS/ TOURNANTS EN MÉTAL					
290	Step Flashing - 28G Galv.	3-1/2" x 3-1/2" x 8"	150		C




CROSS BRIDGING/ CROIX ST-ANDRÉ					
497	Cross Bridging - 22G - Galv.	2 x 8 - 16	100		C
498	Cross Bridging - 22G - Galv.	2 x 10 - 16	100		C
499	Cross Bridging - 22G - Galv.	2 x 10 - 12	100		C



FRAMING HARDWARE continued / MATÉRIEL ENCADRANT continué


ITEM # DESCRIPTION SIZE PACK QTY UNIT

NAIL PLATES/ PLAQUES CLOUTÉES					
328	Nail Plate - 22G Galv.	3 x 5	100		C
329	Nail Plate - 22G Galv.	1-1/2 x 5	100		C
328-3	Nail Plate - 18G G185 Triple Zinc Galv.**	3 x 5	100		C
329-3	Nail Plate - 18G G185 Triple Zinc Galv.**	1-1/2 x 5	100		C



**COMPATIBLE WITH CBA-A, CBA-B, ACQ, & SBX PRESSURE TREATED WOOD
(visit www.southgatemfg.com for more info on corrosion protection)

PRONG MENDING PLATES/ PLAQUES D'ASSEMBLAGE					
181	Prong Mending Plate - 18G Galv.	1 x 4	300		C
182	Prong Mending Plate - 18G Galv.	2 x 4	120		C
183	Prong Mending Plate - 18G Galv.	3 x 6	80		C
184	Prong Mending Plate - 18G Galv.	5 x 8	70		C



STRAP ANCHORS/ ANCRAGES D'ATTACHE					
380	Strap Anchor - 3/16"	1-1/4 x 12"	50		EA
382	Strap Anchor - 3/16"	1-1/4 x 18"	25		EA
384	Strap Anchor - 18G	1-3/8 x 12"	200		EA
386	Strap Anchor - 18G	1-3/8 x 18"	100		EA
388	Strap Anchor - 18G	1-3/8 x 24"	100		EA



STRAP TIES/ ANCRAGES D'ATTACHE (G185 TRIPLE ZINC GALV.)					
391-3	Strap Tie - 18G G185 Triple Zinc Galv.**	1-1/2" x 36"	50		EA

**COMPATIBLE WITH CBA-A, CBA-B, ACQ, & SBX PRESSURE TREATED WOOD
(visit www.southgatemfg.com for more info on corrosion protection)




FRAMING HARDWARE continued / MATÉRIEL ENCADRANT continué


ITEM #	DESCRIPTION	SIZE	PACK QTY	UNIT
--------	-------------	------	----------	------

FRAMING ANGLES/ FIXATIONS DE CHARPENTE (G185 TRIPLE ZINC GALV.)					
660-3	Framing Angle -16G G185 Triple Zinc Galv.**	1-1/2" x 1-1/2" x 2-3/4"	100		C

**COMPATIBLE WITH CBA-A, CBA-B, ACQ, & SBX PRESSURE TREATED WOOD
(visit www.southgatemfg.com for more info on corrosion protection)



ANGLE CLIPS/ ATTACHES DE CADRAGE					
194A	Angle Clip - 16G Galv.	2-3/8 x 1-5/16 x 3	150		EA
194	Angle Clip - 16G Galv.	2-3/8 x 1-5/16 x 5	100		EA
195	Angle Clip - 16G Galv.	2-3/8 x 1-5/16 x 7	75		EA



CORNER REINFORCEMENT BRACKETS/ ARMATURES DE COIN					
191	Corner Reinforcement Bracket - 12G	1-1/4 x 3	25		EA
192	Corner Reinforcement Bracket - 12G	1-1/2 x 6	40		EA
193	Corner Reinforcement Bracket - 12G	2 x 8	35		EA



L & T STRAPS/ FERRURES EN "L" & "T"					
247	L-Strap - 16G Galv.	1-1/2 x 6 x 6	100		EA
248	T-Strap - 16G Galv.	1-1/2 x 6 x 6	100		EA



MASONRY & CONCRETE / MAÇONNERIE ET BÉTON

ITEM #	DESCRIPTION	SIZE	PACK QTY	UNIT
** NEW SIZES ** NEW SIZES ** NEW SIZES **				
WINDOW WELLS / MARGELLES DE FENÊTRE				
361212	Window Well Galv.	36"W x 12"Proj x 12"H	1	EA
361222	Window Well Galv.	36"W x 12"Proj x 22"H	1	EA
361236	Window Well Galv.	36"W x 12"Proj x 36"H	1	EA
363022	Window Well Galv.	36"W x 30"Proj x 22"H	1	EA
421212	Window Well Galv.	42"W x 12"Proj x 12"H	1	EA
421222	Window Well Galv.	42"W x 12"Proj x 22"H	1	EA
421236	Window Well Galv.	42"W x 12"Proj x 36"H	1	EA
422222	Window Well Galv.	42"W x 22"Proj x 22"H	1	EA
423022	Window Well Galv.	42"W x 30"Proj x 22"H	1	EA
492212	Window Well Galv.	49"W x 22"Proj x 12"H	1	EA
492222	Window Well Galv.	49"W x 22"Proj x 22"H	1	EA
492236	Window Well Galv.	49"W x 22"Proj x 36"H	1	EA
493022	Window Well Galv.	49"W x 30"Proj x 22"H	1	EA
542212	Window Well Galv.	54"W x 22"Proj x 12"H	1	EA
542222	Window Well Galv.	54"W x 22"Proj x 22"H	1	EA
542236	Window Well Galv.	54"W x 22"Proj x 36"H	1	EA
543022	Window Well Galv.	54"W x 30"Proj x 22"H	1	EA
622212	Window Well Galv.	62"W x 22"Proj x 12"H	1	EA
622222	Window Well Galv.	62"W x 22"Proj x 22"H	1	EA
622236	Window Well Galv.	62"W x 22"Proj x 36"H	1	EA
623022	Window Well Galv.	62"W x 30"Proj x 22"H	1	EA
702212	Window Well Galv.	70"W x 22"Proj x 12"H	1	EA
702222	Window Well Galv.	70"W x 22"Proj x 22"H	1	EA
702236	Window Well Galv.	70"W x 22"Proj x 36"H	1	EA
742212	Window Well Galv.	74"W x 22"Proj x 12"H	1	EA
742222	Window Well Galv.	74"W x 22"Proj x 22"H	1	EA
742236	Window Well Galv.	74"W x 22"Proj x 36"H	1	EA
842222	Window Well Galv.	84"W x 22"Proj x 22"H	1	EA
962222	Window Well Galv.	96"W x 22"Proj x 22"H	1	EA



We make custom size Window Wells; please contact our sales department for a quotation.

MASONRY & CONCRETE continued / MAÇONNERIE ET BÉTON continué

ITEM # DESCRIPTION SIZE PACK QTY UNIT

BRICK TIES/ FEUILLARDS À BRIQUES					
271	Brick Tie 22G - Galv.	1 x 7	500		M
272	Brick Tie 22G - Galv.	1-1/4 x 8	500		M
273	Brick Tie 22G - HDG	1-1/4 x 8	500		M
274	Brick Tie 20G - HDG (Pre-Bent)	7/8 x 3-1/2 22mmx90mm	500		M



STEEL ANGLE LINTELS/ LINTEAUX D'ACIER EN ANGLE					
307	Steel Angle Lintel - 1/4" Thick	3-1/2 x 3-1/2 x 36"	1		EA
311	Steel Angle Lintel - 1/4" Thick	3-1/2 x 3-1/2 x 42"	1		EA
312	Steel Angle Lintel - 1/4" Thick	3-1/2 x 3-1/2 x 48"	1		EA
313	Steel Angle Lintel - 1/4" Thick	3-1/2 x 3-1/2 x 60"	1		EA
314	Steel Angle Lintel - 1/4" Thick	3-1/2 x 3-1/2 x 72"	1		EA



BRICK VENTS/ VENTILATEURS À BRIQUE					
300	Brick Vent - 28G Galv.	2-1/8" x 8"	12		EA



JOIST ANCHORS/ ANCRAGES POUR POUTRE					
360	Joist Anchor - 7G	1-1/4 x 12"	50		EA
362	Joist Anchor - 7G	1-1/4 x 18"	25		EA
363	Joist Anchor - 7G	1-1/4 x 24"	25		EA
364	Joist Anchor - 7G	1-1/4 x 36"	25		EA



TRANSVERSE ANCHORS/ ANCRAGES TRANSVERSALS					
370	Transverse Anchor - 7G	1-1/4 x 12"	50		EA
372	Transverse Anchor - 7G	1-1/4 x 18"	25		EA
374	Transverse Anchor - 7G	1-1/4 x 39"	25		EA



MASONRY & CONCRETE continued / MAÇONNERIE ET BÉTON continué

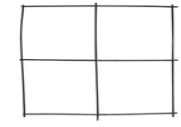
ITEM #	DESCRIPTION	SIZE	PACK QTY	UNIT
DOVETAIL ANCHORS/ ANCRÉS À QUEUE D'ARONDE				
280	Dovetail Anchor - 16G Galv.	4-1/2"	500	C
282	Dovetail Anchor - 16G Galv.	5-1/2"	500	C
284	Dovetail Anchor - 16G Galv.	6-1/2"	500	C
286	Dovetail Anchor - 16G Galv.	7-1/2"	200	C
287	Dovetail Anchor - 16G HDG	4-1/2"	500	C
288	Dovetail Anchor - 16G HDG	5-1/2"	500	C
289	Dovetail Anchor - 16G HDG	6-1/2"	250	C
285	Dovetail Anchor - 16G HDG	7-1/2"	200	C
2872	Dovetail Anchor - 12G HDG	4-1/2"	500	C
2882	Dovetail Anchor - 12G HDG	5-1/2"	500	C
2892	Dovetail Anchor - 12G HDG	6-1/2"	200	C
2852	Dovetail Anchor - 12G HDG	7-1/2"	200	C




CONCRETE FORM SPREADERS/ ÉCARTEURS DE FORME DE BÉTON				
292	Concrete Form Spreader	8"	100	C
294	Concrete Form Spreader	10"	100	C
296	Concrete Form Spreader	12"	100	C



WELDED WIRE MESH/ TULLE DE GRILLAGE				
316	Welded Wire Mesh Sheet- 9G 6"x6"	4 x 8 Sheet	100	EA



CONCRETE REINFORCING BARS/ BAGUETTES POUR BÉTON ARMÉ				
317-1	Concrete Re-Bar - 10mm	1'	25	EA
317	Concrete Re-Bar - 10mm	2'	25	EA
318	Concrete Re-Bar - 10mm	3'	25	EA
320	Concrete Re-Bar - 10mm	4'	25	EA
322	Concrete Re-Bar - 10mm	6'	25	EA
324	Concrete Re-Bar - 10mm	8'	25	EA
325	Concrete Re-Bar - 10mm	10'	25	EA



10mm Re-Bar also available up to 20' lengths. We can custom cut to your needs.
Also available in 15mm and larger.
Ask our sales team about bending Re-Bar to suit you needs.

ANCHOR BOLTS, NUTS & WASHERS/ BOULONS ANCRÉS MURALES, ÉCROUS & RONDELLES PLATES				
252	Anchor Bolt - Pigtail - S w/ nut	1/2 x 6	100	C
254	Anchor Bolt - Pigtail - S w/ nut	1/2 x 8	100	C
260	Anchor Bolt - 90° - L w/ nut	1/2 x 6	100	C
262	Anchor Bolt - 90° - L w/ nut	1/2 x 8	100	C
264	Anchor Bolt - 90° - L w/ nut	1/2 x 10	100	C
266	Anchor Bolt - 90° - L w/ nut	1/2 x 12	100	C
250	Flat Washer - Bulk (50lb Box)	1/2"	1	EA
251	Flat Washer	1/2"	100	C
1251	Hex Nut	1/2"	100	C



BASES & CAPS / BASES & BRIDES DE POTEAU

ITEM # DESCRIPTION SIZE PACK QTY UNIT


ELEVATED POST BASE BRACKETS/ ÉTRIERS POUR FONDATION					
354	Elevated Post Base Bracket - 13G HDG**	4 x 4	16		EA
356	Elevated Post Base Bracket - 13G HDG**	6 x 6	6		EA

**COMPATIBLE WITH CBA-A, CBA-B, ACQ, & SBX PRESSURE TREATED WOOD
(visit www.southgatemfg.com for more info on corrosion protection)




POST BASE BRACKETS/ ÉTRIERS POUR POTEAU					
330	Post Base Bracket - 13G Galv.	4 x 4	24		EA
330-1	Post Base Bracket - 13G HDG **	4 x 4	24		EA
332	Post Base Bracket - 13G Galv.	6 x 6	16		EA
332-1	Post Base Bracket - 13G HDG **	6 x 6	16		EA

**COMPATIBLE WITH CBA-A, CBA-B, ACQ, & SBX PRESSURE TREATED WOOD
(visit www.southgatemfg.com for more info on corrosion protection)



POST CAP BRACKETS/ BRIDES DE POTEAU					
196	Post Beam Cap - 18G - Galv.	4 x 4	25		EA
196-6	Post Beam Cap - 18G - Galv.	6 x 6	10		EA
196-36	Post Beam Cap - 18G - Triple Zinc Galv.**	6 x 6	10		EA



197	Post Beam Cap (SPLIT) - 18G - Galv.	4 x 4	20		EA
197-3	Post Beam Cap (SPLIT) - 18G Triple Zinc Galv.**	4 x 4	20		EA
197-6	Post Beam Cap (SPLIT) - 18G - Galv.	6 x 6	20		EA
197-36	Post Beam Cap (SPLIT) - 18G Triple Zinc Galv.**	6 x 6	20		EA



326	Beam Connector - 18G - Galv.	3-1/2 x 3-1/2	45		EA
326-3	Beam Connector - 18G Triple Zinc Galv.**	3-1/2 x 3-1/2	45		EA

**COMPATIBLE WITH CBA-A, CBA-B, ACQ, & SBX PRESSURE TREATED WOOD
(visit www.southgatemfg.com for more info on corrosion protection)



FENCE & DECK HARDWARE / QUINCAILLERIE DE CLÔTURE & TERRASSE

ITEM # DESCRIPTION SIZE PACK QTY UNIT

**POWER POST SERIES - POWDER COATED/
SÉRIE POWERPOST - ENDUIT DE PEINTURE EN POUDRE**

FENCE/ CLÔTURE - GROUND/ TERRE

150	PowerPost - Fence Spike Powder Coated	4x4 x 36"	6		EA
152	PowerPost - Fence Spike Powder Coated	6x6 x 36"	1		EA

BOLT ON/ À BOULONNER

160	PowerPost - Bolt On Powder Coated	4 x 4	8		EA
162	PowerPost - Bolt On Powder Coated	6 x 6	4		EA

CONCRETE/ BÉTON

164	PowerPost - Concrete Powder Coated	4x4 x 7"	8		EA
166	PowerPost - Concrete Powder Coated	6x6 x 7"	4		EA

DECK/ TERRASSE

167	PowerPost - Deck Spike Powder Coated	4x4 x 36"	1		EA
168	PowerPost - Deck Spike Powder Coated	6x6 x 36"	1		EA

**POWER POST SERIES - HOT DIP GALVANIZED
SÉRIE POWERPOST - GALVANISÉ À CHAUD**

150-1	PowerPost - Fence Spike HDG	4x4 x 36"	1		EA
-------	-----------------------------	-----------	---	--	----

160-1	PowerPost - Bolt On HDG	4 x 4	8		EA
-------	-------------------------	-------	---	--	----

162-1	PowerPost - Bolt On HDG	6 x 6	4		EA
-------	-------------------------	-------	---	--	----

167-1	PowerPost - Deck Spike HDG	4x4 x 36"	1		EA
-------	----------------------------	-----------	---	--	----

**ALL ABOVE HDG ITEMS ARE COMPATIBLE WITH CBA-A, CBA-B, ACQ, & SBX PRESSURE TREATED WOOD
(visit www.southgatemfg.com for more info on corrosion protection)

FENCE CLIPS/ SUPPORTS DE CLÔTURE

240	Fence Clip - 22G Galv.	2 x 4	200		C
239-3	Fence Clip G185 - 18G Triple Zinc Galv.**	2 x 4	200		C

**COMPATIBLE WITH CBA-A, CBA-B, ACQ, & SBX PRESSURE TREATED WOOD
(visit www.southgatemfg.com for more info on corrosion protection)


HEAVY DUTY FENCE BRACKETS/ ÉQUERRES DE CLÔTURE ROBUSTE

241	Fence Bracket L-Shape - 12G HDG	3 x 3 x 3/4	300		C
-----	---------------------------------	-------------	-----	--	---

STAIR ANGLES/ CORNIÈRES D'ESCALIER

246	Stair Angle - 12G Galv.	8"	50		EA
246-1	Stair Angle - 12G HDG**	8"	50		EA

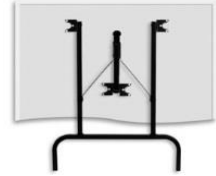
**COMPATIBLE WITH CBA-A, CBA-B, ACQ, & SBX PRESSURE TREATED WOOD
(visit www.southgatemfg.com for more info on corrosion protection)



FOLDING TABLE & BENCH LEGS / PIEDS DE TABLE & BANC PLIANTS

ITEM #	DESCRIPTION	SIZE	PACK QTY		UNIT
--------	-------------	------	----------	--	------

FOLDING TABLE LEGS/ PIEDS PLIANTS					
940	Folding Table Leg 7/8" Square Tube	28-1/2" H x 22" W	1 set		SET
942	Folding Table Leg 7/8" Square Tube	28-1/2" H x 13" W	1 set		SET



HEAVY-DUTY FOLDING TABLE LEGS/ PIEDS DE TABLE PLIANTS ET ROBUSTES					
941	Folding Table Leg 1" Square Tube	29" H x 24" W	1 set		SET
943	Folding Table Leg 1" Square Tube	29" H x 34" W	1 set		SET




FOLDING BENCH LEGS/ PIEDS PLIANTS DE BANC					
945	Folding Bench Leg 7/8" Square Tube	18" H x 9" W	1 set		SET



SHELVING & TRIM / RAYONNAGE ET MOULURES

ROD & SHELF SUPPORTS/ SUPPORTS DE PLANCHE					
994	Shelf Bracket -12G - Powder Coat - White	10 x 11	20		EA
995	Rod & Shelf Bracket -12G - Powder Coat - White	10 x 11	20		EA
996	R. & S. Bracket Adj. -12G - Powder Coat White	10 x 11	20		EA



WEATHERSTRIP/ COUPES-FROIDS					
810	Weatherstrip Set - Aluminum	17'	25		EA
812	Foam Weatherstrip Roll	17'	140		EA



DOOR SWEEP/ BAS DE PORTE					
820	Door Sweep - Aluminum	36"	50		EA



AUTRES LONGUEURS DISPONIBLES SUR DEMANDE

THRESHOLDS/ SEUILS					
835	Threshold - Aluminum	4 x 36"	25		EA
836	Threshold - Aluminum	4 x 48"	1		EA
837	Threshold - Aluminum	4 x 72"	1		EA



DOOR ANCHORS & HARDWARE / ANCRÉS & QUINCAILLERIE DE PORTE

ITEM # DESCRIPTION SIZE PACK QTY UNIT

STUD ANCHORS/ ANCRÉS DE POTEAU MURAL

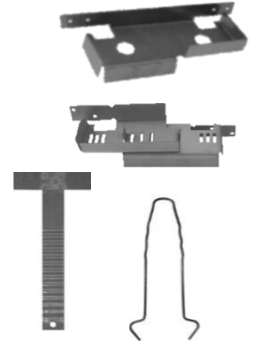
440	Stud Anchor - 20G	5-3/4	100		C
442	Adjustable Stud Anchor - 20G	4-1/2 - 6-1/2	100 sets		C

MASONRY T ANCHORS/ ANCRÉS MAÇONNERIE EN T

444	Masonry T Anchor - 18G Galv.	5-1/2" x 11-1/2"	150		C
-----	------------------------------	------------------	-----	--	---

MASONRY WIRE ANCHORS/ ANCRÉS MAÇONNERIE EN FIL DE FER

446	Masonry Wire Anchor - 18G	4-1/2 - 6-1/2	200		C
-----	---------------------------	---------------	-----	--	---



DOOR CHAINS/ CHÂÎNES DE SÛRETÉ

901	Door Chain - Heavy Duty	25-1/2"	12		EA
902	Door Chain - Heavy Duty	30-1/2"	12		EA



DOOR PULLS/ POIGNÉES DE PORTE

560	Door Pull - Aluminum	7"	20		EA
562	Door Pull - Aluminum	9"	20		EA



PUSH PLATES/ PLAQUES POUR PORTES

570	Push Plate - Aluminum	3-1/2" x 15"	15		EA
5701	Push Plate - Brass	3-1/2" x 15"	15		EA
5702	Push Plate - Stainless Steel	3-1/2" x 15"	15		EA
572	Push Plate - Aluminum	4" x 16"	15		EA
5721	Push Plate - Brass	4" x 16"	15		EA
5722	Push Plate - Stainless Steel	4" x 16"	15		EA



PULL & PLATE SETS/ ENSEMBLES DE POIGNÉE & PLAQUE

580	Pull & Plate Set - Aluminum	7" Pull / 3-1/2"x15" Plate	1		EA
582	Pull & Plate Set - Aluminum	9" Pull / 4"x16" Plate	1		EA



PLAQUE À PIEDS

	Kick Plate - Aluminum	Custom Sizes	1		EA
	Kick Plate - Polished Brass	Custom Sizes	1		EA
	Kick Plate - Stainless Steel 304	Custom Sizes	1		EA
	Kick Plate - Stainless Steel 430	Custom Sizes	1		EA



PRICES AVAILABLE UPON REQUEST

ADDITIONAL BUILDING PRODUCTS / AUTRES PRODUITS DE BATÎMENT

ITEM # DESCRIPTION SIZE PACK QTY UNIT

ACCESS DOORS/ PORTES D'ACCÈS					
410	Access Door	6 x 6	25		EA
412	Access Door	8 x 8	15		EA
414	Access Door	10 x 10	10		EA
416	Access Door	12 x 12	10		EA
417	Access Door	14 x 14	1		EA
418	Access Door	16 x 16	1		EA
420	Access Door	18 x 18	1		EA
422	Access Door	20 x 20	1		EA
424	Access Door	24 x 24	1		EA



SPREADER BARS/ BARRES D'ÉCARTEMENT					
SB24	Spreader Bar - 18G - Satin Coat	24"	50		EA
SB32	Spreader Bar - 18G - Satin Coat	32"	50		EA
SB34	Spreader Bar - 18G - Satin Coat	34"	50		EA
SB36	Spreader Bar - 18G - Satin Coat	36"	50		EA
SB48	Spreader Bar - 18G - Satin Coat	48"	50		EA
SB60	Spreader Bar - 18G - Satin Coat	60"	50		EA
SB72	Spreader Bar - 18G - Satin Coat	72"	50		EA



OTHER SIZES AVAILABLE UPON REQUEST

REINFORCING PLATES/ PLAQUES DE RENFORT					
S514	Reinforcing Straps - 16G	1-3/4 x 5-1/4"	100		EA
S512	Reinforcing Straps - 16G	1-3/4 x 5-1/2"	100		EA
S534	Reinforcing Straps - 16G	1-3/4 x 5-3/4"	100		EA
CR12134	Reinforcing Plate - 14G	1-3/4 x 12"	100		EA
CR12134-1	Reinforcing Plate - 12G	1-3/4 x 12"	100		EA
CR83134	Piano Hinge Reinforcing Plate - 14G	1-3/4 x 83-1/8"	100		EA
AS283	Astragal - 12G	2 x 83-1/8"	100		EA
AS962	Astragal - 12G	2 x 96"	100		EA
SP418	Security Plate - Single - 18G	4 x 4-1/8"	200		EA
SP814	Security Plate - Double - 18G	4 x 8-1/4"	100		EA



CUSTOM SIZE PLATES AND STRAPPING AVAILABLE UPON REQUEST

BRACKETS / ÉQUERRES

ITEM #	DESCRIPTION	SIZE	PACK QTY	UNIT
CB10	Corner Bracket - Round Holes	5/8 x 5/8 x 1/2	4000	M
CB11	Corner Bracket - Oval Holes	5/8 x 5/8 x 1/2	4000	M
CB12	Corner Bracket	3/4 x 3/4 x 3/4	2500	M
CB16	Butterfly Bracket	3/4 x 3/4 x 1-1/2	1000	M
CB18-4	Corner Bracket - 4 Holes	1 x 1 x 1-3/4	1000	M
CB18-6	Corner Bracket - 6 Holes	1 x 1 x 1-3/4	1000	M
CB18-8	Corner Bracket - 8 Holes	1 x 1 x 1-3/4	1000	M
CB22	Double Corner Bracket	2-1/2 x 2-1/2	500	M
CB28	Corner Brace	1-1/2 x 1-1/2 x 3/4	1500	M
CB32	Mending Plate	1/2 x 2	3000	M

